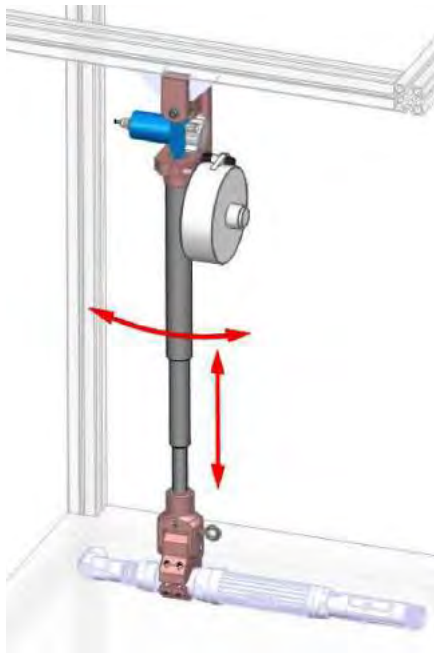


# Carbon telescoping arms

## DMF...PC Series

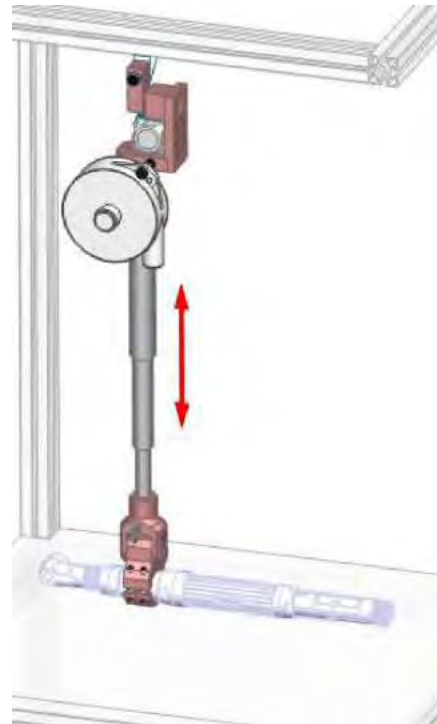


- Torque capacity up to 100 Nm (74 lbf•ft).
  - Equipped with absolute, 12bit, angle encoders (0.1°).
- ↔ Monitored movement



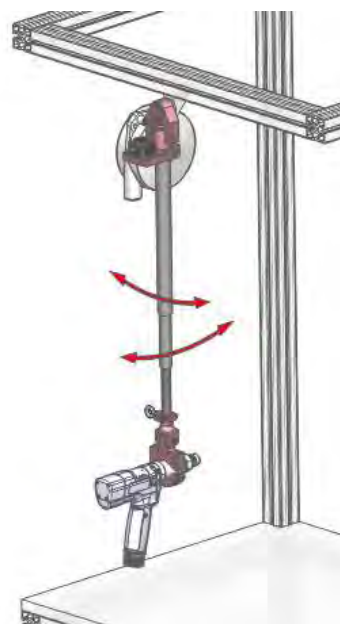
**DMF LAPC**

To monitor the angle and the length of the arm.



**DMF LPC**

To monitor the length of the arm.



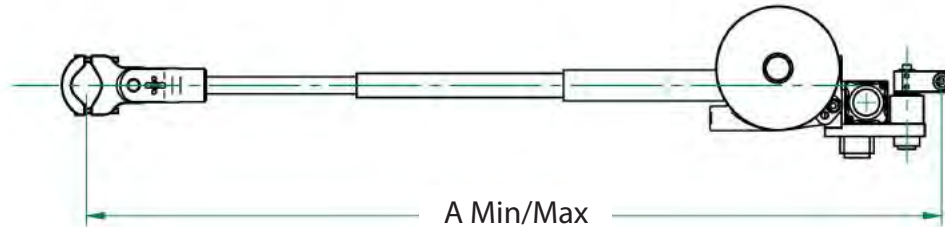
**DMF AAPC**

To monitor the inclination angle of the arm in both directions.

# Carbon telescoping arms

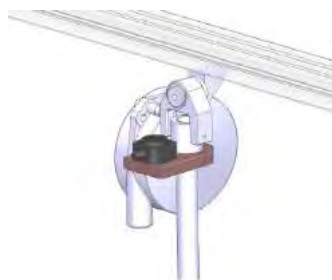
## DMF...PC Series

### DMF LPC/LAPC



Model	3D Drawing	Torque Nm	Torque (lb·ft)	Clamp	Tool Ø mm	Tool Ø (in)	Min mm	Min (in)	Max mm	Max (in)	Code with-out clamp	Code with clamp
DMF 30 LPC/960	F	30	(6.7)	P1	28-52	(1.1-2)	560	(22)	960	(37.8)	4-5200588	4-5200581
DMF 30 LPC/1500	F	30	(6.7)	P1	28-52	(1.1-2)	727	(28.6)	1500	(59.1)	4-5200589	4-5200582
DMF 30 LPC/2000	F	30	(6.7)	P1	28-52	(1.1-2)	894	(35.2)	2000	(78.7)	4-5200590	4-5200583
DMF 80 LPC/1500	F	80	(18)	P2	35-52	(1.4-2)	780	(30.7)	1500	(59.1)	4-5200591	4-5200584
DMF 80 LPC/2000	F	80	(18)	P2	35-52	(1.4-2)	947	(37.3)	2000	(78.7)	4-5200592	4-5200585
DMF 140 LPC/1500	F	140	(31.5)	P2	35-52	(1.4-2)	991	(39)	1500	(59.1)	4-5200593	4-5200586
DMF 140 LPC/2000	F	140	(31.5)	P2	35-52	(1.4-2)	1241	(48.9)	2000	(78.7)	4-5200594	4-5200587
DMF 300 LPC/1500		300	(67.4)	P2	Max 73	(2.9)	1055	(41.5)	1500	(59.1)	4-5200860	4-5200862
DMF 300 LPC/2000		300	(67.4)	P2	Max 73	(2.9)	1305	(51.4)	2000	(78.7)	4-5200861	4-5200863
DMF 30 LAPC/960	F	30	(6.7)	P1	28-52	(1.1-2)	560	(22)	960	(37.8)	4-5200662	4-5200595
DMF 30 LAPC/1500	F	30	(6.7)	P1	28-52	(1.1-2)	727	(28.6)	1500	(59.1)	4-5200663	4-5200596
DMF 30 LAPC/2000	F	30	(6.7)	P1	28-52	(1.1-2)	894	(35.2)	2000	(78.7)	4-5200664	4-5200597
DMF 80 LAPC/1500	F	80	(18)	P2	35-52	(1.4-2)	780	(30.7)	1500	(59.1)	4-5200665	4-5200598
DMF 80 LAPC/2000	F	80	(18)	P2	35-52	(1.4-2)	947	(37.3)	2000	(78.7)	4-5200666	4-5200599
DMF 140 LAPC/1500	F	140	(31.5)	P2	35-52	(1.4-2)	991	(39)	1500	(59.1)	4-5200667	4-5200660
DMF 140 LAPC/2000	F	140	(31.5)	P2	35-52	(1.4-2)	1241	(48.9)	2000	(78.7)	4-5200668	4-5200661
DMF 300 LAPC/1500		300	(67.4)	P2	Max 73	(2.9)	1055	(41.5)	1500	(59.1)	4-5200864	4-5200866
DMF 300 LAPC/2000		300	(67.4)	P2	Max 73	(2.9)	1305	(51.4)	2000	(78.7)	4-5200865	4-5200867

### AAPC Option



*Inclinometer may be installed on standard DMF arms (DMF30, DMFi 70/120/200) to monitor angular position.*


For	Code
DMF 30	4-5200809
DMFi 70/120/200	4-5200810

Delivered with DPC Touch cable.



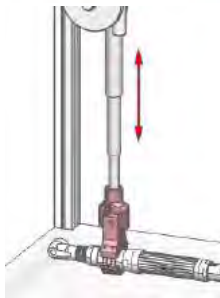
# Carbon telescoping arms

## Clamps for DMF...PC



### P1 clamp

For	Tool Ø mm	Tool Ø (in)	Code
DMF 30	28-52	(1.1-2)	4-5244010
DMF 80/140	Mounting plate interface		On request
DMF 300	Mounting plate interface		On request



### P2 clamp

For	mm	Tool Ø (in)	Code
DMF 30	28-52	(1.1-2)	4-5200300
DMF 80/140	35-52	(1.4-2)	4-5244012
DMF 300			On request



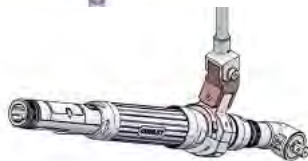
### P3 clamp

For	mm	Tool Ø (in)	Code
DMF 30	28-52	(1.1-2)	4-5200301
DMF 80/140	35-52	(1.4-2)	4-5244014
DMF 300	Max 73	(2.9)	4-5244057



### P4 clamp

For	mm	Tool Ø (in)	Code
DMF 30	28-52	(1.1-2)	4-5200302
DMF 80/140	35-52	(1.4-2)	4-5244016
DMF 300	Max 73	(2.9)	4-5244059



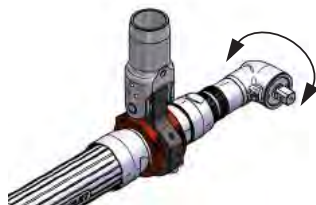
### Tilting interface DMF30

For	Code
15°	4-5283168
30°	4-5283169



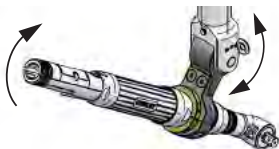
### Tilting clamp

For	Tool Ø mm	Tool Ø (in)	Increment	Code
DMF 80/140	35-52	(1.4-2)	15°	On request



### P2 Rotating clamp

For	Tool Ø mm	Tool Ø (in)	Code
DMF 30	43	(1.7)	4-5201134
DMF 80/140	50	(2)	4-5244035
DMF 300	70	(2.8)	4-5201136

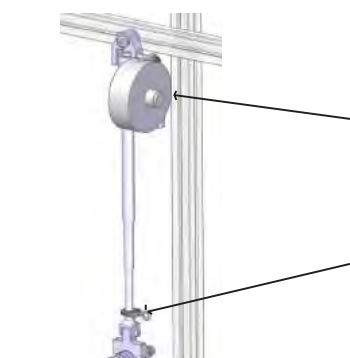


### Tilting and rotating clamp

For	Tool Ø mm	Tool Ø (in)	Increment	Code
DMF 80/140	50	(2)	18°	4-5201206

# Carbon telescoping arms

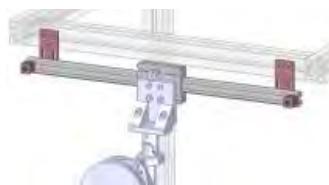
## DMF...PC Accessories



### Balancing kit for DMF...PC

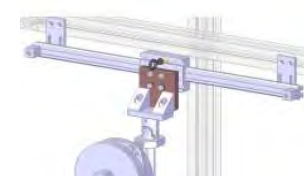
Max load (kg)	Max load (lbs)	For	Code
1/2,5	(2.2-5.5)	DMF 30	4-5200304
2/4	(4.4-8.8)	DMF 30/80	4-5200305
4/6	(8.8-13)	DMF 80/140	4-5200306
4/8	(8.8-17)	DMF 300	4-5200704
6/10	(13-22)	DMF 300	4-5200705

Balancer attachment kit for DMF30 **Code 4-5201143.**



### Rails

Length		Stroke		Bracket	Code
mm	(in)	mm	(in)	number	
600	(23.6)	450	(17.7)	2	4-5200132
800	(31.5)	650	(25.6)	2	4-5200160
1000	(39.4)	850	(33.5)	2	4-5200161
1200	(47.2)	1050	(41.3)	3	4-5200162
1500	(59.1)	1350	(53.1)	3	4-5200163
2000	(78.7)	1850	(72.8)	4	4-5200164

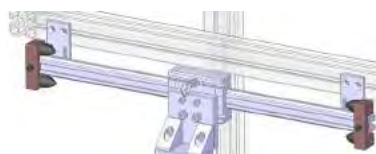


### Rail interface

Allows installation of DMF on rail.

For	Code
DMF 30/80/140	4-5200341
DMF 300	4-5200342

NOTE : delivered without safety hook (Code 4-5200309)



### Absorbing stop

Recommended in case of repeatable side shocks.

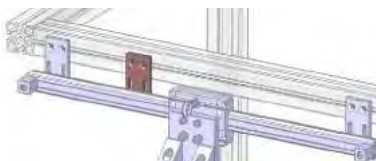
**Code 4-5201121** Set of 2



### Adjustable stop

To limit the slide of the arm on the rail.

**Code 4-5200167**



### Additional flange

To reinforce the rail installation for high torque applications.

**Code 4-5200873**



### Rail link


To link two rails together.

**Code 4-5200307**



### Laser encoder

Model	Code
Laser encoders on rail	4-5250506
DPC Touch Y cable	4-5283174



### Cable chain

Max stroke mm	Max stroke (in)	Code
1200	(47.2)	4-5250504
2000	(78.7)	4-5250505